


Templates for Preparing Your Budget

The following tables can be printed and used to prepare your budget



Phone
Website
Address

0420 756 401
www.mrwealth.com.au
1113 Perth Hub 80 Milligan Street
Perth WA 6000

Calculating your income


Use this table to record your various types of income

Source	Amount	Time period	Comment

Calculating your monthly income

Use this table to convert your various types of income to a monthly figure

Source	Amount	Time period	Comment
		<i>Monthly</i>	
		<i>Monthly</i>	
		<i>Monthly</i>	
		<i>Monthly</i>	
		<i>Monthly</i>	
		<i>Monthly</i>	
Total		<i>Monthly</i>	



Calculating your cash expenditures for a month

Use this table to record all your cash transactions for a month (print extra pages if required)


[illegible]

Calculating your spending budget

Use the following table to record your actual spending over the previous 12-month period. You can then print another copy and use that to record your anticipated spending in the coming 12 months.

Item	Per Mth	Per Year
Mortgage		
Council Rates		
Body Corporate/Maintenance		
Household Help		
Home Phone (inc internet)		
Personal Loans		
Life Insurance		
Trauma Insurance		
Income Protection		
Car Registration		
Lease/Loan Repayments		
Children/Dependants Clothing		
School/University Fees		
Allowance		
Groceries		
Entertainment/Restaurants		
Club Membership/Hobbies		
Clothes/Shoes-Personal		
Furniture/Appliances		
Medical/Dental Consultations		
Private Health Insurance		
Pet Costs		
Transport Costs – Taxi – Train		

Item	Per Mth	Per
Rent		
Water		
Electricity		
Gas		
Mobile Phone		
Credit Cards		
Financial Planning		
Accountant		
Solicitor		
Insurance		
Petrol/Repairs/Maintenance		
Other Activities		
Holidays		
Clothes/Shoes-Work Related		
Pharmacy/Prescription		
Subscriptions/Newspapers		
Gifts/Donations		
Lunch/Coffee		
Miscellaneous		
Total		



Profit or loss?

Use this table to compare your budgeted income to your budgeted spending. You can use the table to calculate last year's results and the same table to estimate the coming year's figures.

Last 12 months

Monthly Income	
Monthly Expenditure	
Profit or loss	

Annual Income	
Annual Expenditure	
Profit or loss	

Coming 12 months

Monthly Income	
Monthly Expenditure	
Profit or loss	

Annual Income	
Annual Expenditure	
Profit or loss	

